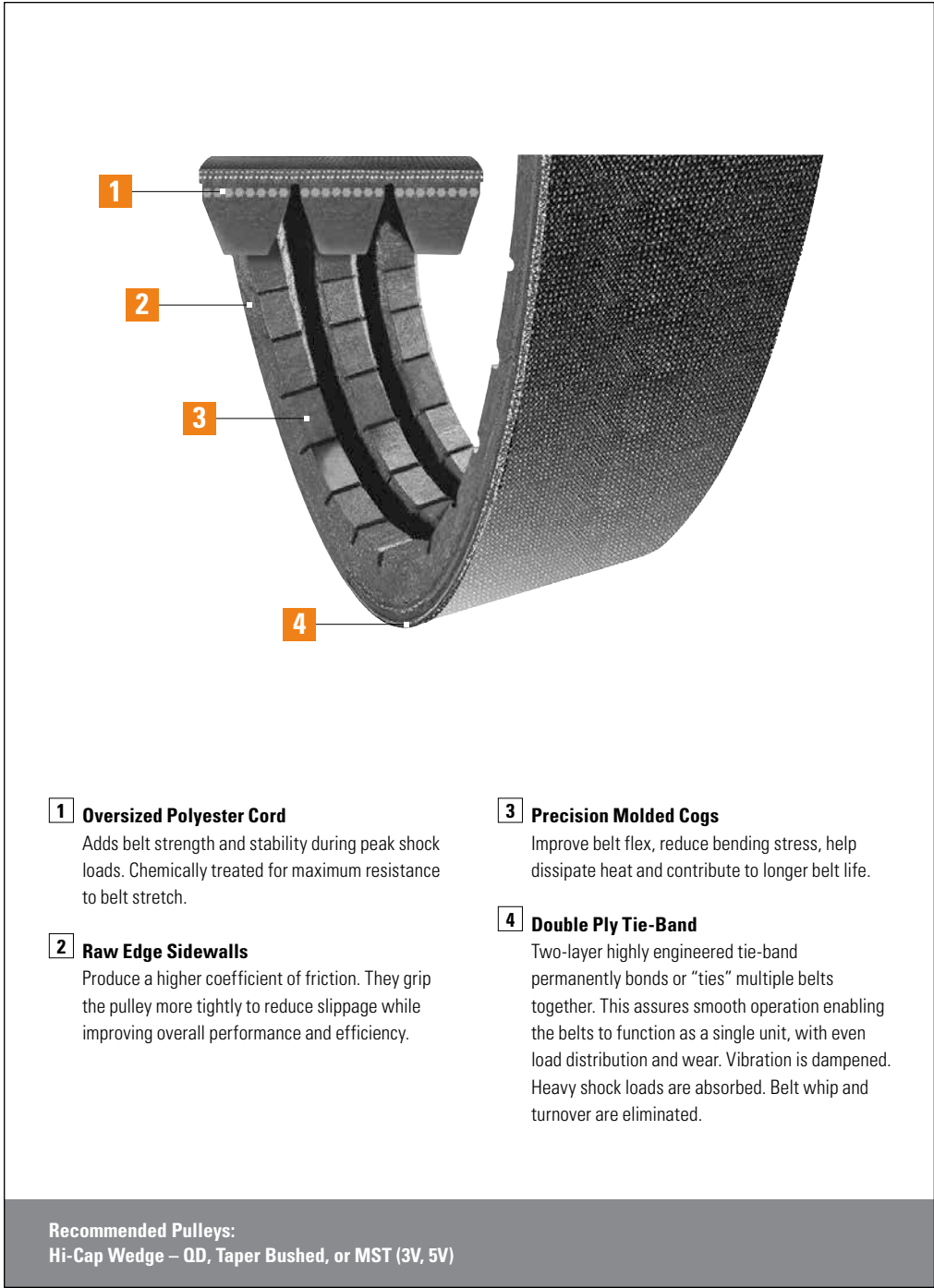


# Power-Wedge® Cog-Band® Banded Belt



- 1 Oversized Polyester Cord**  
Adds belt strength and stability during peak shock loads. Chemically treated for maximum resistance to belt stretch.
- 2 Raw Edge Sidewalls**  
Produce a higher coefficient of friction. They grip the pulley more tightly to reduce slippage while improving overall performance and efficiency.

- 3 Precision Molded Cogs**  
Improve belt flex, reduce bending stress, help dissipate heat and contribute to longer belt life.
- 4 Double Ply Tie-Band**  
Two-layer highly engineered tie-band permanently bonds or “ties” multiple belts together. This assures smooth operation enabling the belts to function as a single unit, with even load distribution and wear. Vibration is dampened. Heavy shock loads are absorbed. Belt whip and turnover are eliminated.

**Recommended Pulleys:**  
Hi-Cap Wedge – QD, Taper Bushed, or MST (3V, 5V)

- Raw Edge construction
- Eliminates belt whip and turnover
- Higher horsepower
- Longer belt life
- Oil and heat resistant
- Static dissipating

- Applications:**
- Fans
  - Pumps
  - Compressors
  - & More

Banded Belts

# Power-Wedge® Cog-Band®

## Banded Belt




**Designed to minimize belt whip and turnover on the drive, the Power-Wedge® Cog-Band® provides outstanding resistance to oil, heat and harsh environments.**

The Power-Wedge® Cog-Band® permanently bonds the individual elements together to assure pre-matched size and quality. Belt whip and turnover are eliminated. Vibration is dampened. Shock is absorbed.

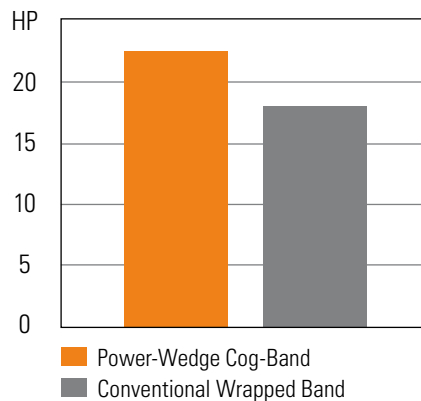
The long life and performance of the cog-belt is combined with banded stability. The unique laminated construction combines the superior flexing of precision molded cogs with the gripping power of raw edge sidewalls. The result, a perfect balance of controlled transfer of power and slippage.

Recommended for applications requiring increased horsepower or speed, or where unusually severe shock loads are encountered.

For complete part number, add number of ribs required as indicated in example provided.



### Horsepower Per Rib Comparison



# Power-Wedge® Cog-Band® Banded Belt

## Power-Wedge® Cog-Band® Banded Belt Part Numbers

Part Number Example: **R5VX1000-3** =

**R**  
Banded  
Construction
**5V**  
Cross  
Section
**X**  
Cogged  
Construction
**1000**  
Effective Length  
(inches in tenths: 100.0)
-
**3**  
Number  
of Ribs

Part Number	Outside Circumference (in)	Weight Per Rib (lbs)
<b>R3VX – Banded 3VX Section Recommended Pulleys: Hi-Cap Wedge – QD, Taper Bushed, or MST (3V)</b>		
R3VX250	26.1	0.13
R3VX265	27.6	0.14
R3VX280	29.1	0.15
R3VX300	31.1	0.16
R3VX315	32.6	0.16
R3VX335	34.6	0.17
R3VX355	36.6	0.18
R3VX375	38.6	0.19
R3VX400	40.8	0.20
R3VX425	43.3	0.21
R3VX450	45.8	0.22
R3VX475	48.3	0.24
R3VX500	50.8	0.25
R3VX530	53.8	0.26
R3VX560	56.8	0.28
R3VX600	60.8	0.30
R3VX630	63.8	0.32
R3VX670	67.8	0.34
R3VX710	71.8	0.36
R3VX750	75.8	0.38
R3VX800	80.8	0.40
R3VX850	85.8	0.43
R3VX900	90.8	0.45
R3VX950	95.8	0.48
R3VX1000	100.8	0.51
R3VX1060	106.8	0.54
R3VX1120	112.8	0.57
R3VX1180	118.8	0.60
R3VX1250	125.8	0.63
R3VX1320	132.8	0.67
R3VX1400	140.8	0.71

Part Number	Outside Circumference (in)	Weight Per Rib (lbs)
<b>R5VX – Banded 5VX Section Recommended Pulleys: Hi-Cap Wedge – QD, Taper Bushed, or MST (5V)</b>		
R5VX500	51.1	0.63
R5VX530	54.1	0.66
R5VX560	57.1	0.70
R5VX600	61.1	0.76
R5VX630	64.1	0.80
R5VX670	68.1	0.85
R5VX710	72.1	0.90
R5VX750	76.1	0.95
R5VX800	81.1	1.02
R5VX850	86.1	1.08
R5VX900	91.1	1.15
R5VX950	96.1	1.22
R5VX1000	101.1	1.28
R5VX1060	107.1	1.36
R5VX1120	113.1	1.44
R5VX1180	119.1	1.52
R5VX1250	126.1	1.61
R5VX1320	133.1	1.70
R5VX1400	141.1	1.80
R5VX1500	151.1	1.94
R5VX1600	161.1	2.07
R5VX1700	171.1	2.20
R5VX1800	181.1	2.33
R5VX1900	191.1	2.46
R5VX2000	201.1	2.59

For complete part number, add number of ribs required as indicated in example above.