


# Power-Wedge® Cog-Belt® V-Belt



**1 High-Modulus Cords**

Carries high horsepower loads with minimum stretch. Better belt stability. Fewer take-up adjustments.

**2 Precision Molded Cogs**

Improves belt flex, reduces bending stress. Helps dissipate heat and requires less power. Improves flexibility for increased performance on small diameter pulleys.

**3 EPDM Construction**

EPDM offers superior flex and load carrying capacity. It resists belt cracking and won't stretch. EPDM has excellent flexibility at high and low temperatures.

**4 Raw Edge Side Walls**

Produces a higher coefficient of friction. Keeps a tighter grip on the sheave to reduce slippage. Improves performance and efficiency. Reduces vibration for extended component life.

**Recommended Sheaves:**

Hi-Cap Wedge – QD, Taper Bushed, or MST (3V, 5V, 8V)

Energy efficient

Smoother running

Design flexibility

High performance  
EPDM construction:

High HP ratings

Longer belt life

Oil and heat resistant

Resists hardening  
and glazing

Broad operating  
temperature range  
(-50°F to +250°F)

**chekmate®**  
matching

Static conductive

Imperial and metric  
cross-sections

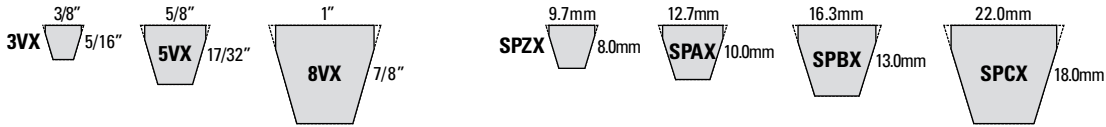
Applications:

Fans  
Pumps  
HVAC  
Compressors  
& More

Heavy Duty V-Belts

# Power-Wedge® Cog-Belt®

## V-Belt




**The Power-Wedge® Cog-Belt® combines the advantages of the narrow belt wedge design with raw edge performance for maximum operating efficiency in a compact drive package – now made of EPDM (Ethylene Propylene Diene Monomer), a synthetic rubber with outstanding properties.**

### More Grip... Less Slip

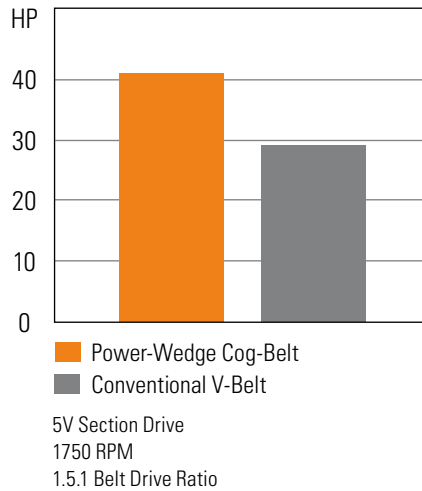
Our Power-Wedge® Cog-Belt® provides more torque with little or no slippage. The result is savings – in time, in belt life and in energy costs.

The narrow profile permits reduced drive widths and a smaller drive envelope. Higher horsepower ratings translate into greater design flexibility – reducing drive cost, space and weight.

The Power-Wedge Cog-Belt is available in 3VX, 5VX, and 8VX cross sections as well as metric sizes SPZX, SPAX, SPBX, and SPCX. Where applicable, belts are dual branded with imperial and metric part numbers.



### Horsepower Ratings Comparison



# Power-Wedge® Cog-Belt®

## V-Belt

## Power-Wedge® Cog-Belt® Part Numbers

Part Number Example: **5VX500** = **5V** **X** **500**  
Cross Section      Cogged Construction      Effective Length (inches in tenths: 50.0")

Part Number	Effective Length (in)	Metric Number	Weight (lbs)
<b>3V Section – Recommended Sheaves: Hi-Cap Wedge – QD, Taper Bushed, or MST (3V)</b>			
3VX250	24.9	9XN630	0.08
3VX265	26.5	9XN670	0.08
3VX280	28.0	9XN710	0.09
3VX300	29.9	9XN760	0.09
3VX315	31.5	9XN800	0.10
3VX335	33.3	9XN850	0.10
3VX355	35.6	9XN900	0.11
3VX375	37.5	9XN950	0.12
3VX400	40.0	9XN1015	0.13
3VX425	42.5	9XN1080	0.13
3VX450	45.0	9XN1145	0.14
3VX475	47.5	9XN1205	0.14
3VX500	50.0	9XN1270	0.16
3VX530	52.9	9XN1345	0.17
3VX560	56.0	9XN1420	0.18
3VX600	60.1	9XN1525	0.19
3VX630	62.9	9XN1600	0.20
3VX670	67.0	9XN1700	0.21
3VX710	71.1	9XN1800	0.22
3VX750	74.8	9XN1900	0.23
3VX800	79.9	9XN2030	0.25
3VX850	84.9	9XN2160	0.27
3VX900	89.9	9XN2290	0.28
3VX950	94.9	9XN2410	0.30
3VX1000	100.0	9XN2540	0.31
3VX1060	105.9	9XN2690	0.33
3VX1120	111.9	9XN2840	0.35
3VX1180	117.9	9XN3000	0.37
3VX1250	125.0	9XN3180	0.39
3VX1320	132.0	9XN3350	0.41
3VX1400	140.0	9XN3550	0.44
3VX1500	150.0	9XN3810	0.47

Part Number	Effective Length (in)	Metric Number	Weight (lbs)
<b>5V Section – Recommended Sheaves: Hi-Cap Wedge – QD, Taper Bushed, or MST (5V)</b>			
5VX450	45.0	15XN1150	0.36
5VX470	46.9	15XN1190	0.38
5VX490	49.0	15XN1250	0.40
5VX500	50.0	15XN1270	0.40
5VX510	51.0	15XN1290	0.41
5VX530	53.1	15XN1345	0.43
5VX540	53.9	15XN1370	0.44
5VX550	55.0	15XN1400	0.44
5VX560	56.0	15XN1420	0.45
5VX570	56.9	15XN1450	0.46
5VX580	57.9	15XN1470	0.47
5VX590	59.1	15XN1500	0.48
5VX600	60.1	15XN1525	0.64
5VX610	61.0	15XN1550	0.49
5VX630	62.9	15XN1600	0.51
5VX650	65.1	15XN1650	0.53
5VX660	66.0	15XN1680	0.53
5VX670	67.0	15XN1700	0.54
5VX680	67.9	15XN1730	0.55
5VX690	68.9	15XN1750	0.56
5VX710	71.1	15XN1800	0.57
5VX730	72.9	15XN1850	0.59
5VX740	73.9	15XN1880	0.59
5VX750	75.1	15XN1900	0.60
5VX780	78.0	15XN1980	0.63
5VX790	78.9	15XN2000	0.63
5VX800	79.9	15XN2030	0.64
5VX810	80.8	15XN2060	0.65
5VX830	83.0	15XN2110	0.67
5VX840	83.9	15XN2130	0.67
5VX850	84.9	15XN2160	0.68
5VX860	85.8	15XN2180	0.69
5VX880	88.0	15XN2240	0.71


Heavy Duty V-Belts

# Power-Wedge® Cog-Belt®

## V-Belt

### Power-Wedge® Cog-Belt® Part Numbers

Part Number Example: **5VX1000** =



Part Number	Effective Length (in)	Metric Number	Weight (lbs)
<b>5V Section – Recommended Sheaves: Hi-Cap Wedge – QD, Taper Bushed, or MST (5V)</b>			
5VX900	89.9	15XN2290	0.72
5VX930	93.0	15XN2360	0.75
5VX950	94.9	15XN2410	0.76
5VX960	95.9	15XN2440	0.77
5VX990	99.0	15XN2500	0.79
5VX1000	100.0	15XN2540	0.80
5VX1030	102.8	15XN2620	0.82
5VX1060	105.9	15XN2690	0.85
5VX1080	108.1	15XN2740	0.87
5VX1120	111.9	15XN2840	0.90
5VX1150	115.0	15XN2920	0.92
5VX1160	116.3	15XN2950	0.93
5VX1180	118.2	15XN3000	0.95
5VX1230	123.0	15XN3130	0.99
5VX1250	125.0	15XN3180	1.00
5VX1320	132.0	15XN3350	1.06
5VX1400	140.0	15XN3550	1.12
5VX1500	150.0	15XN3810	1.20
5VX1600	160.0	15XN4060	1.28
5VX1700	170.0	15XN4320	1.36
5VX1800	180.0	15XN4570	1.44
5VX1900	190.0	15XN4830	1.52
5VX2000	200.0	15XN5080	1.60

Part Number	Effective Length (in)	Metric Number	Weight (lbs)
<b>8V Section – Recommended Sheaves: Hi-Cap Wedge – QD, Taper Bushed, or MST (8V)</b>			
8VX1000	100.0	25XN2540	2.35
8VX1060	106.0	25XN2690	2.49
8VX1120	112.0	25XN2840	2.63
8VX1180	118.0	25XN3000	2.77
8VX1250	125.0	25XN3180	2.93
8VX1320	132.0	25XN3350	3.09
8VX1400	140.0	25XN3550	3.28
8VX1500	150.0	25XN3810	3.51
8VX1600	160.0	25XN4060	3.74
8VX1700	170.0	25XN4320	3.98
8VX1800	180.0	25XN4570	4.21
8VX1900	190.0	25XN4830	4.44
8VX2000	200.0	25XN5080	4.50

# Metric Power-Wedge® Cog-Belt®

## V-Belt

## Metric Power-Wedge® Cog-Belt® Part Numbers

Part Number Example: **SPZX1000** = **SPZ** **X** **1000**  
Cross Section Cogged Construction Pitch Length (millimeters)

Part Number	Outside Circumference (mm)	Outside Circumference (in)	Datum Length	Weight (lbs)
<b>SPZX Section – Recommended Sheaves: Hi-Cap Wedge – QD, Taper Bushed, or MST (3V)</b>				
SPZX630	643.0	25.3	24.8	0.11
SPZX670	683.0	26.9	26.4	0.12
SPZX710	723.0	28.5	28.0	0.12
SPZX750*	763.0	30.0	29.5	0.13
SPZX800	813.0	32.0	31.5	0.14
SPZX850	863.0	34.0	33.5	0.15
SPZX875	888.0	35.0	34.4	0.15
SPZX900	913.0	35.9	35.4	0.16
SPZX925	938.0	36.9	36.4	0.16
SPZX940	953.0	37.5	37.0	0.16
SPZX950	963.0	37.9	37.4	0.17
SPZX1000	1013.0	39.9	39.4	0.17
SPZX1010	1023.0	40.3	39.8	0.18
SPZX1030	1043.0	41.1	40.6	0.18
SPZX1060	1073.0	42.2	41.7	0.19
SPZX1080	1093.0	43.0	42.5	0.19
SPZX1090	1103.0	43.4	42.9	0.19
SPZX1120	1133.0	44.6	44.1	0.20
SPZX1140	1153.0	45.4	44.9	0.20
SPZX1150	1163.0	45.8	45.3	0.20
SPZX1180	1193.0	47.0	46.5	0.21
SPZX1200	1213.0	47.8	47.2	0.21
SPZX1220	1233.0	48.5	48.0	0.21
SPZX1250	1263.0	49.7	49.2	0.22
SPZX1270	1283.0	50.5	50.0	0.22
SPZX1280*	1293.0	50.9	50.4	0.23
SPZX1320	1333.0	52.5	52.0	0.23
SPZX1340	1353.0	53.3	52.8	0.24
SPZX1360	1373.0	54.1	53.5	0.24
SPZX1400*	1413.0	55.6	55.1	0.25
SPZX1420	1433.0	56.4	55.9	0.25
SPZX1450*	1463.0	57.6	57.1	0.26

Part Number	Outside Circumference (mm)	Outside Circumference (in)	Datum Length	Weight (lbs)
<b>SPZX Section – Recommended Sheaves: Hi-Cap Wedge – QD, Taper Bushed, or MST (3V)</b>				
SPZX1470	1483.0	58.4	57.9	0.26
SPZX1500	1513.0	59.6	59.1	0.26
SPZX1520	1533.0	60.4	59.8	0.19
SPZX1560	1573.0	61.9	61.4	0.28
SPZX1600	1613.0	63.5	63.0	0.28
SPZX1650*	1663.0	65.5	65.0	0.29
SPZX1700	1713.0	67.4	66.9	0.30
SPZX1800	1813.0	71.4	70.9	0.32
SPZX1850*	1863.0	73.3	72.8	0.23
SPZX1900	1913.0	75.3	74.8	0.34
SPZX2000	2013.0	79.3	78.7	0.25
SPZX2030	2043.0	80.4	79.9	0.35
SPZX2120*	2133.0	84.0	83.5	0.26
SPZX2160	2173.0	85.6	85.0	0.38
SPZX2240	2253.0	88.7	88.2	0.28
SPZX2280	2293.0	90.3	89.8	0.40
SPZX2360*	2373.0	93.4	92.9	0.29
SPZX2410	2423.0	95.4	94.9	0.42
SPZX2500*	2513.0	98.9	98.4	0.31
SPZX2540	2553.0	100.5	100.0	0.44
SPZX2650*	2663.0	104.8	104.3	0.33
SPZX2670*	2683.0	105.6	105.1	0.33
SPZX2690	2703.0	106.4	105.9	0.47
SPZX2800*	2813.0	110.7	110.2	0.35
SPZX2840	2853.0	112.3	111.8	0.50
SPZX3000	3013.0	118.6	118.1	0.52
SPZX3150	3163.0	124.5	124.0	0.39
SPZX3170	3183.0	125.3	124.8	0.39
SPZX3350	3363.0	132.4	131.9	0.41
SPZX3450*	3463.0	136.3	135.8	0.58
SPZX3550	3563.0	140.3	139.8	0.44
SPZX3810	3823.0	150.5	150.0	0.47

Heavy Duty V-Belts

# Metric Power-Wedge® Cog-Belt®

## V-Belt

### Metric Power-Wedge® Cog-Belt® Part Numbers

Part Number	Outside Circumference (mm)	Outside Circumference (in)	Datum Length	Weight (lbs)
<b>SPAX Section – Recommended Sheaves: Hi-Cap Wedge – QD, Taper Bushed, or MST (3V, 5V, 8V)</b>				
SPAX800	818.0	32.2	31.5	0.23
SPAX850	868.0	34.2	33.5	0.24
SPAX900	918.0	36.1	35.4	0.26
SPAX925	943.0	37.1	36.4	0.26
SPAX950	968.0	38.1	37.4	0.27
SPAX1000	1018.0	40.1	39.4	0.29
SPAX1060	1078.0	42.4	41.7	0.30
SPAX1090	1108.0	43.6	42.9	0.31
SPAX1120	1138.0	44.8	44.1	0.32
SPAX1150	1168.0	46.0	45.3	0.33
SPAX1180	1198.0	47.2	46.5	0.34
SPAX1220	1238.0	48.7	48.0	0.35
SPAX1250	1268.0	49.9	49.2	0.36
SPAX1280	1298.0	51.1	50.4	0.37
SPAX1320	1338.0	52.7	52.0	0.38
SPAX1360	1378.0	54.3	53.5	0.39
SPAX1400	1418.0	55.8	55.1	0.40
SPAX1450	1468.0	57.8	57.1	0.42
SPAX1500	1518.0	59.8	59.1	0.43
SPAX1532*	1550.0	61.0	60.3	0.44
SPAX1550	1568.0	61.7	61.0	0.45
SPAX1600	1618.0	63.7	63.0	0.46
SPAX1650	1668.0	65.7	65.0	0.48
SPAX1700	1718.0	67.6	66.9	0.49
SPAX1750	1768.0	69.6	68.9	0.51
SPAX1800	1818.0	71.6	70.9	0.35
SPAX1832*	1850.0	72.8	72.1	0.36
SPAX1850	1868.0	73.5	72.8	0.36
SPAX1900	1918.0	75.5	74.8	0.37
SPAX1950	1968.0	77.5	76.8	0.38
SPAX1957*	1975.0	77.8	77.0	0.38
SPAX1982*	2000.0	78.7	78.0	0.39

Part Number	Outside Circumference (mm)	Outside Circumference (in)	Datum Length	Weight (lbs)
<b>SPAX Section – Recommended Sheaves: Hi-Cap Wedge – QD, Taper Bushed, or MST (3V, 5V, 8V)</b>				
SPAX2000	2018.0	79.4	78.7	0.39
SPAX2032*	2050.0	80.7	80.0	0.40
SPAX2057*	2075.0	81.7	81.0	0.40
SPAX2060	2078.0	81.8	81.1	0.40
SPAX2120*	2138.0	84.2	83.5	0.41
SPAX2160*	2178.0	85.7	85.0	0.42
SPAX2180	2198.0	86.5	85.8	0.43
SPAX2182*	2200.0	86.6	85.9	0.43
SPAX2240	2258.0	88.9	88.2	0.44
SPAX2282*	2300.0	90.6	89.8	0.44
SPAX2300*	2318.0	91.3	90.6	0.45
SPAX2360	2378.0	93.6	92.9	0.46
SPAX2432*	2450.0	96.5	95.7	0.47
SPAX2482*	2500.0	98.4	98.4	0.48
SPAX2500	2518.0	99.1	98.4	0.49
SPAX2532*	2550.0	100.4	99.7	0.49
SPAX2582*	2600.0	102.4	101.7	0.50
SPAX2607*	2625.0	103.3	102.6	0.51
SPAX2632*	2650.0	104.3	103.6	0.51
SPAX2650	2668.0	105.0	104.3	0.52
SPAX2682*	2700.0	106.3	105.6	0.52
SPAX2732*	2750.0	108.3	107.6	0.53
SPAX2782*	2800.0	110.2	109.5	0.54
SPAX2800	2818.0	110.9	110.2	0.55
SPAX3000	3018.0	118.8	118.1	0.58
SPAX3150*	3168.0	124.7	124.0	0.61
SPAX3350*	3368.0	132.6	131.9	0.65
SPAX3550	3568.0	140.5	139.8	0.69
SPAX3750	3768.0	148.3	147.6	0.73
SPAX4000*	4018.0	158.2	157.5	0.78
SPAX4250*	4268.0	168.0	167.3	0.83
SPAX4500*	4518.0	177.9	177.2	0.88

# Metric Power-Wedge® Cog-Belt®

## V-Belt

Part Number Example: **SPBX2000** = **SPB** **X** **2000**  
Cross Section Cogged Construction Pitch Length (millimeters)

Part Number	Outside Circumference (mm)	Outside Circumference (in)	Datum Length	Weight (lbs)
<b>SPBX Section – Recommended Sheaves: Hi-Cap Wedge – QD, Taper Bushed, or MST (5V)</b>				
SPBX1150*	1172.0	46.1	45.3	0.50
SPBX1200*	1222.0	48.1	47.2	0.38
SPBX1230	1252.0	49.3	49.2	0.40
SPBX1250	1272.0	50.1	49.2	0.55
SPBX1260	1282.0	50.5	49.6	0.40
SPBX1320	1342.0	52.8	52.0	0.58
SPBX1340	1362.0	53.6	52.8	0.59
SPBX1370*	1392.0	54.8	53.9	0.60
SPBX1400*	1422.0	56.0	55.1	0.62
SPBX1410	1432.0	56.4	55.5	0.45
SPBX1450*	1472.0	58.0	57.1	0.46
SPBX1500	1522.0	59.9	59.1	0.66
SPBX1525*	1547.0	60.9	60.0	0.49
SPBX1550*	1572.0	61.9	61.0	0.50
SPBX1600	1622.0	63.9	63.0	0.71
SPBX1650	1672.0	65.8	65.0	0.73
SPBX1700	1722.0	67.8	66.9	0.75
SPBX1750	1772.0	69.8	68.9	0.77
SPBX1800	1822.0	71.7	70.9	0.80
SPBX1850	1872.0	73.7	72.8	0.59
SPBX1900	1922.0	75.7	74.8	0.84
SPBX2000	2022.0	79.6	78.7	0.89
SPBX2020	2042.0	80.4	79.5	0.90
SPBX2060	2082.0	82.0	81.1	0.65
SPBX2120	2142.0	84.3	83.5	0.94
SPBX2150	2172.0	85.5	84.6	0.96
SPBX2180	2202.0	86.7	85.8	0.69
SPBX2240	2262.0	89.1	88.2	0.71
SPBX2280	2302.0	90.6	89.8	1.01
SPBX2360	2382.0	93.8	92.9	0.75
SPBX2410	2432.0	95.7	94.9	1.07

Part Number	Outside Circumference (mm)	Outside Circumference (in)	Datum Length	Weight (lbs)
<b>SPBX Section – Recommended Sheaves: Hi-Cap Wedge – QD, Taper Bushed, or MST (3V, 5V, 8V)</b>				
SPBX2440*	2462.0	96.9	96.1	0.77
SPBX2500	2522.0	99.3	98.4	1.11
SPBX2530	2552.0	100.5	99.6	1.13
SPBX2610*	2632.0	103.6	102.8	0.83
SPBX2650	2672.0	105.2	104.3	0.84
SPBX2680	2702.0	106.4	105.5	0.85
SPBX2740*	2762.0	108.7	107.9	0.87
SPBX2800	2822.0	111.1	110.2	0.89
SPBX2840	2862.0	112.7	111.8	1.27
SPBX2900	2922.0	115.0	114.2	0.92
SPBX2920	2942.0	115.8	115.0	0.93
SPBX3000	3022.0	119.0	118.1	0.95
SPBX3150	3172.0	124.9	124.0	1.00
SPBX3170	3192.0	125.7	124.8	1.00
SPBX3250	3272.0	128.8	128.0	1.03
SPBX3350	3372.0	132.8	131.9	1.06
SPBX3550	3572.0	140.6	139.8	1.12
SPBX3750	3772.0	148.5	147.6	1.19
SPBX3800	3822.0	150.5	149.6	1.20
SPBX3870	3892.0	153.2	152.4	1.23
SPBX4000	4022.0	158.3	157.5	1.27
SPBX4060	4082.0	160.7	159.8	1.28
SPBX4250	4272.0	168.2	167.3	1.35
SPBX4310	4332.0	170.6	169.7	1.36
SPBX4500	4522.0	178.0	177.2	1.42
SPBX4560	4582.0	180.4	179.5	1.44
SPBX4750	4772.0	187.9	187.0	1.50
SPBX4820	4842.0	190.6	189.8	1.52
SPBX5000	5022.0	197.7	196.9	1.58
SPBX5070	5092.0	200.5	199.6	1.60

Continued on next page

Heavy Duty V-Belts

# Metric Power-Wedge® Cog-Belt®

## V-Belt

### Metric Power-Wedge® Cog-Belt® Part Numbers

Part Number Example: **SPCX2000** = **SPC** **X** **2000**  
Cross Section Cogged Construction Pitch Length (millimeters)

Part Number	Outside Circumference (mm)	Outside Circumference (in)	Datum Length	Weight (lbs)
<b>SPCX Section – Recommended Sheaves: Hi-Cap Wedge – QD, Taper Bushed, or MST (3V, 5V, 8V)</b>				
SPCX2000	2030.0	79.9	78.7	1.43
SPCX2120	2150.0	84.6	83.5	1.51
SPCX2240	2270.0	89.4	88.2	1.59
SPCX2360	2390.0	94.1	92.9	1.68
SPCX2500	2530.0	99.6	98.4	1.77
SPCX2650	2680.0	105.5	104.3	1.88
SPCX2800	2830.0	111.4	110.2	1.98
SPCX3000	3030.0	119.3	118.1	2.12
SPCX3150	3180.0	125.2	124.0	2.23
SPCX3350	3380.0	133.1	131.9	2.37
SPCX3550	3580.0	140.9	139.8	2.50
SPCX3750	3780.0	148.8	147.6	2.64
SPCX4000	4030.0	158.7	157.5	2.82
SPCX4250	4280.0	168.5	167.3	2.99
SPCX4500	4530.0	178.3	177.2	3.17
SPCX4750	4780.0	188.2	187.0	3.34
SPCX5000	5030.0	198.0	196.9	3.51

\*Non-stock item. Minimum order quantity and/or extended lead times may apply. Contact customer service for availability.